

Performance Evaluation of ODMRP and ADMR using Different Mobility Models

K. Kavitha

Department of Computer Science & Engg
Annamalai University, Annamalai Nagar
Tamil Nadu

K.Selvakumar

Department of Computer Science & Engg
Annamalai University, Annamalai Nagar
Tamil Nadu

ABSTRACT

A Mobile ad hoc network (MANET) is a collection of wireless mobile nodes forming a temporary network without using any existing infrastructure. Mobile Ad-Hoc is a dynamic, multi-hop and autonomous networks composed by wireless mobile nodes. MANETS are subject to rapid and unpredictable changes. MANETS are inexpensive wireless communication network. The mobility model represents the realistic behavior of each mobile node in the MANET. Routing Protocol for Ad-Hoc networks are typically evaluated using simulations. In this paper, we compare the performance of On-Demand Multicast Routing Protocol (ODMRP) with the Adaptive demand driven Multicast Routing Protocol (ADMR) under different mobility models such as Random Way Point Model, Manhattan Model and Random Drunken Model. Using these models, performance metrics such as Packet Delivery Ratio, End-to-End Delay and Control Overhead are evaluated. ODMRP dynamically builds the route and manages the group membership. In ADMR, Multicast routing state is dynamically established and maintained only for active groups and only in nodes located between multicast senders and receivers. ADMR detects the high mobility without the use of GPS or other positioning system. The simulation result shows that the throughput of ADMR is higher than of ODMR at high mobility and ODMR is high at low mobility. End to end delay and control over head of ADMR is higher than ODMR.

Keywords

MANET, ODMRP, ADMR, Random Way Point model, Random Drunken model, Manhattan model.

1. INTRODUCTION

Ad hoc networks are dynamically created and maintained by the individual nodes comprising the network. They do not require a pre-existing architecture for communication purposes and do not rely on any type of wired infrastructure. In an ad hoc network all communication occurs through a wireless media. With current technology and the increasing popularity of notebook computers, interest in ad hoc networks has greatly peaked.

MANET is a kind of wireless ad-hoc network, and is a self-configuring network of mobile routers (and associated hosts) connected by wireless links[1]. The topology of mobile ad-hoc networks is arbitrary. In MANET, the routers are free to move randomly and organize themselves arbitrarily and unpredictably. MANETs require no fixed infrastructure or central administration. Mobile nodes in an ad hoc network will work not only as hosts but also as routers, and communicate with each other via packet radios.

MANET can be used in personal area networking such as cellular phone and laptop, emergency operations such as disaster relief, civilian environments such as meeting rooms and sports stadiums, military environments such as soldiers, tanks

and planes. It is also used in audio and video streaming or whiteboard which requires the ability to transmit data to a group of receivers.

Multicasting is the transmission of datagrams to a group of hosts identified by a single destination address and hence is intended for group-oriented computing. Multicasting can efficiently support a variety of applications that are characterized by collaborative efforts and data transmission. Multicasting techniques can be considered as an efficient way to deliver packets from the source to any number of client nodes [2]. Numerous multicast protocols have been proposed for multicast in MANETs. These include traditional tree-based or mesh-based protocols such as MAODV, ADMR and ODMRP. Some multicast protocols use an overlay based approach such as AM Route and PAST-DM [3]. The routing protocols selected for the present evaluation study include Adaptive Demand-Driven Multicast Routing(ADMR) and On-Demand Multicast Routing Protocol (ODMRP). We chose to compare ADMR and ODMRP because they have been well-documented and have been shown to perform well [4].

An ad-hoc routing protocol is a convention, or standard, that controls how nodes decide which way to route packets between computing devices in a mobile ad hoc network [2] [8]. In this paper, the protocols such as On-Demand Multicast Routing Protocol (ODMRP) and Adaptive Driven Multicast Routing Protocol (ADMR) are proposed. In wireless networking, On-Demand Multicast Routing Protocol is a protocol for routing multicast and unicast traffic throughout Ad-hoc wireless mesh networks. ODMRP creates routes on demand. This suffers from a route acquisition delay, although it helps to reduce network traffic. To reduce the problem of this delay, the source will send the first data packet along with the route discovery packet [3]. In ADMR, source-based forwarding trees are created whenever there is at least one source and one receiver in the network. ADMR monitors the traffic pattern of the multicast source application, and based on that it can detect link breaks in the tree, as well as sources that have become inactive and will not be sending any more data [4]. Mobility models represent the movement of mobile users, and how their location, velocity and acceleration change over time [9]. Such models are frequently used for simulation purposes when new communication or navigation techniques are investigated [5] [6]. In random-based mobility simulation models, the mobile nodes move randomly and freely without restrictions. To be more specific, the destination, speed and direction are all chosen randomly and independently of other nodes. This kind of model has been used in many simulation studies [7]. The Manhattan mobility model uses a grid road topology. This mobility model was mainly proposed for the movement in urban area, where the streets are in an organized manner. In this mobility model, the mobile nodes move in horizontal or vertical direction on an urban map. The Manhattan model employs a probabilistic approach in the selection of

nodes movements, since, at each intersection, a node chooses to keep moving in the same direction [1]. In this paper, we are analyzing ODMRP and ADMR protocols by using different mobility models such as Random Way Point model, Manhattan model and Random drunken mobility model to measure the performance metrics such as throughput, delay and control overhead[10][11][12].

2. MULTICAST ROUTING PROTOCOLS

Multicasting is a basic one to many communication way. A multicast group contains a special host which is responsible for transmitting data packets to the other hosts in the same group [3]. In MANET, multicasting can efficiently support a variety of applications that are characterized by close collaborative efforts. Multicast can reduce the communication costs, link bandwidth consumption, sender and router processing and delivery delay. In addition, it can provide a simple and robust communication mechanism when the receiver's individual addresses are unknown or changeable. Multicast routing protocols for ad hoc networks have been proposed in order to save the network bandwidth and node resource because they are the protocols for powerful communication used in multi-hop applications, and are more efficient than the approach of sending the same information from the source to each of the receivers individually.

Multicast protocols proposed for MANET can be broadly classified into two categories, namely tree based multicast and mesh-based multicast. A tree based multicast routing protocol establishes and maintains either a shared multicast routing tree or multiple source-based multicast routing trees to deliver data packets from sources to receivers of a group. In an ad hoc wireless network, nodes may move freely within the field. For a pair of nodes to communicate route must be formed between intermediate nodes. For this type of network, it is very important to model nodes, positions and movement, as transmitting range is generally small when compared to the size of the field. Multicast plays an important role in ad hoc networks. Various multicast protocols have been newly proposed to perform multicasting in Ad hoc Networks such as ODMRP, Core Assisted Mesh Protocol (CAMP), Ad Hoc Multicast Routing (AMRoute).

3. MOBILITY MODELS

Dynamic topology changes in wireless multi-hop network will cause lower network connectivity and/or lower network performance. To capture the nature of mobility of nodes in a mobile ad hoc network (MANET), different mobility models have been proposed. The mobility models used in simulations can be roughly divided into two categories: independent entity models and group-based models. In the independent entity models, the movement of each node is modeled independently of any other nodes in the simulation. In the group mobility models, there is some relationship among the nodes and their movements throughout the cells or field. In order to thoroughly simulate a new protocol for an ad hoc network, it is imperative to use a mobility model that accurately represents the mobile nodes that will eventually utilize the given protocol. Only in this scenario it is possible to determine whether or not the proposed protocol will be useful when being implemented mobility model should attempt to mimic the movements of real mobile nodes. Changes in speed and direction must occur in a reasonable manner. We choose models from different classes of motion, including random, path-based, and group based movements.

Mobility models can be differentiated according to their spatial and temporal dependencies. Spatial dependency is a measure of how two nodes are dependent in their motion. If two nodes are moving in the same direction then they have high spatial dependency. Temporal dependency is a measure of how the present velocity (magnitude and direction) is related to previous velocity. Nodes having the same velocity have high temporal dependency.

Movements of mobile nodes considered in this class are completely uncorrelated. Each mobile node follows an individual independent mobility scenario. Random Waypoint, Manhattan and Random Drunken model belong to this class.

3.1. Random Way Point (RWP) Model

The Random Waypoint Mobility model includes pause times between changes in direction and/or speed. A mobile node begins by staying in one location for a certain period of time [5].

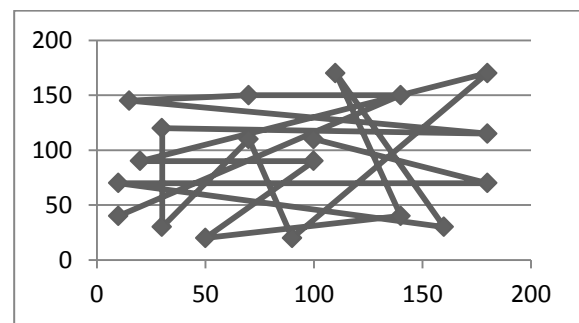


Fig 1: Traveling pattern of mobile node using Random Waypoint Mobility Model

Once the time expires, each node chooses a random destination in the simulation area and moves towards it with a random velocity. The mobile node then travel towards the newly chosen destination at the selected speed. Upon arrival, the mobile node pauses for a specific time period before starting the process again.

Figure 1 shows an example traveling pattern of a mobile node using Random Waypoint Mobility Model starting at a randomly chosen position, the speed of the mobile node in the figure is uniformly chosen between 0 and 10 m/s. In most of the performance study that use the Random Waypoint Mobility Model, the mobile nodes are initially distributed randomly around the simulation area. When the simulation starts, each mobile node randomly selects one location in the simulation field as the destination.

The mobile nodes then travel towards this destination with constant velocity chosen uniformly and randomly from $[0, V_{max}]$, where the parameter V_{max} is the maximum allowable velocity for every mobile node. The velocity and direction of a node are chosen independently of other nodes. Upon reaching the destination, the node stops for a duration defined by the 'pause time' parameter T_e . If $T_e=0$, this leads to continuous mobility. After this duration, it again chooses another random destination in the simulation field and moves towards it. The whole process is repeated again and again until the simulation ends.

In the Random Waypoint model, V_{max} and T_{pause} are the two key parameters that determine the mobility behavior of nodes. If the V_{max} is small and the pause time T_{pause} is long, the topology of Ad Hoc network becomes relatively stable. On the other hand, if the node moves fast (i.e., V_{max} is large)

and the pause time T_e is small, the topology is expected to be highly dynamic¹. Varying these two parameters, especially the V_{max} parameter, the Random Waypoint model can generate various mobility scenarios with different levels of nodal speed.

This mobility model shows that there is high variability in average mobile node neighbor percentage when using Random Waypoint model. A neighbor of a mobile node is a node that is within the mobile node's transmission range; the average mobile node neighbor percentage is the cumulative percentage of total mobile nodes that are given mobile nodes neighbor. There is a complex relationship between node speed and pause time in the Random Waypoint Mobility model.

3.2. Manhattan Model

We introduce the Manhattan model to emulate the movement pattern of mobile nodes on streets defined by maps. The Manhattan map used in our study is shown in Figure 2. Maps are used in this model. The map is composed of a number of horizontal and vertical streets. Each street has two lanes for each direction. The mobile node is allowed to move along the grid of horizontal and vertical streets on the map [6]. At an intersection of a horizontal and a vertical street, the mobile node can turn left, right or go straight. This choice is probabilistic. The velocity of a mobile node at a time slot is dependent on its velocity at the previous time slot. The Manhattan mobility model is also expected to have high spatial dependence and high temporal dependence.

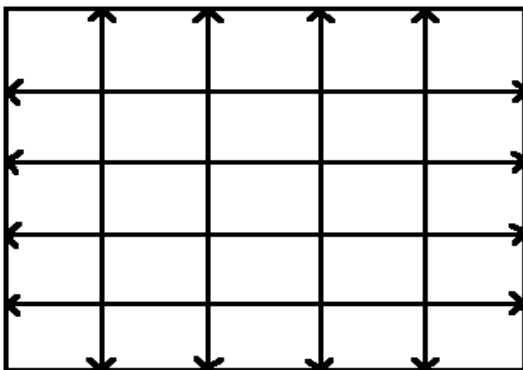


Fig 2: Manhattan model

3.3. Random Drunken Mobility Model

In the Random Drunken mobility model, each node is assigned a random position within a field. When the node is next considered for movement, the mobility model checks all the possible directions in which the node can move to ensure that it stays within the field boundaries. The node then moves in the direction randomly chosen from the set of possible directions. Each node moves by one unit distance in that direction during the mobility interval. Here the pause time is set to zero seconds. The random drunken model periodically moves to a position chosen randomly from its immediate neighboring positions. The frequency of the change in node position is based on a parameter specified in the configuration file. Here each node moves by one unit distance in that direction during the mobility interval. This movement pattern is also known as random walk mobility model.

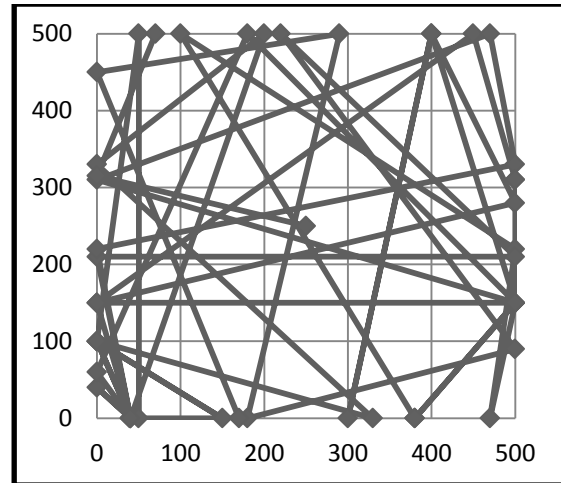


Fig 3: Random Drunken Mobility Model

4. ON-DEMAND MULTICAST ROUTING PROTOCOL (ODMRP)

ODMRP is a multicast routing protocol that uses the concept of 'forwarding node' to do the multicasting. It finds some nodes to be 'forwarding node' in the whole network, and only these nodes will forward multicast messages. The source on-demand establishes the routes by broadcasting the Join Data message with Time To Live (TTL). This message is periodically generated to refresh both the membership and routes. Every intermediate node will add the upstream node's ID in its own routing table upon receiving this message. The message will be forwarded until it reaches a group member. The group member then creates a Join Table message and broadcasts this message to its neighbors.

Every neighbor node will know itself that is on the path between the source and the group member if the next hop ID in one of the entries of the Join Table message meets its own ID. This neighbor node then establishes itself as a forwarding node. It sets the Forwarding Group Flag on. Then it builds its own Join Table message based on routing table and propagates it on until the message reaches the source via the shortest path as shown in figure 4. The mesh of forwarding nodes is established in this way. This forwarding group supports the shortest paths between any member pairs. The source can send data to all the group members with the help of the mesh. Only the forwarding nodes will forward the multicast data. It is a soft state protocol and there is no need for the group members to send explicit messages to leave the group. Members can stop working at any time, and this change can be detected by the periodic refreshment. If nodes in the network have access to geographical information through equipments like GPS, ODMRP then can adapt to node movements by utilizing mobility prediction. With the mobility prediction method, the protocol becomes more resilient to topology changes.

Mobile nodes forward non-duplicated data packets if they are forwarding nodes. Since all forwarding nodes relay data, redundant paths (when they exist) are available for data packets delivery when the primary path is disconnected. ODMRP also operates as an efficient unicast routing protocol, and doesn't need support from another underlying unicast routing protocol.

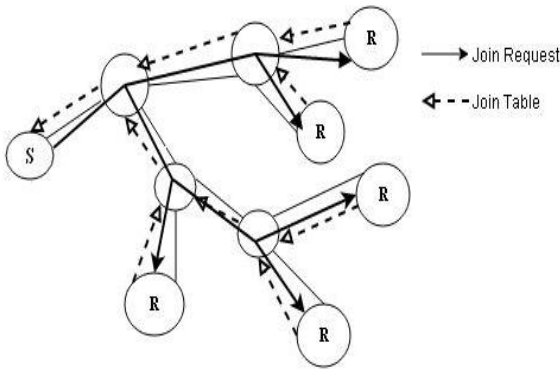


Fig 4: Creation of mesh in ODMRP

5. ADAPTIVE DEMAND DRIVEN MULTICAST ROUTING PROTOCOL (ADMR)

ADMR is a multicast routing protocol that cooperates to establish and maintain forwarding state in the network to allow multicast communication. ADMR adaptively monitors the correct operation of the multicast forwarding state and incrementally repairs it when one or more receivers are forwarding nodes and it becomes disconnected from the sender. ADMR supports receivers to receive multicast packets sent by any sender, as well as the newer source specific multicast service model in which receivers may join a multicast group for only specific senders. Each multicast packet is dynamically forwarded from source node *S* along the shortest delay path through the tree to the receiver of the multicast group *G*. Each multicast packet originated by node *S* contains a small ADMR header, including a number of fields used by the protocol in forwarding the packet and in maintaining the multicast distribution tree for node *S* and group *G*. The sequence number in the ADMR header uniquely identifies the packet and is generated as a count of all ADMR packets flooded in any way that originated from *S*. The hop count is initialized by *S* to 0 and is incremented by each node forwarding the packet.

The ADMR header also includes the inter-packet time at which a new packet is expected from the sender *S*. If the application layer at node *S* originates no new multicast packets for *G* within some multiple of current inter-packet time, the routing layer at *S* begins originating “keep-alive” packets for *G*. The keep-alive is used to maintain the existing forwarding state for the multicast distribution tree for *S* and *G*. Absence of data packets and keep-alive is an indication of forwarding tree disconnection. When any source *S* for multicast group *G* receives the Multicast Solicitation packet (or the single source, in the case of a source-specific multicast group join), the source replies to the Multicast Solicitation to advertise to *R* its existence as a sender for the group.

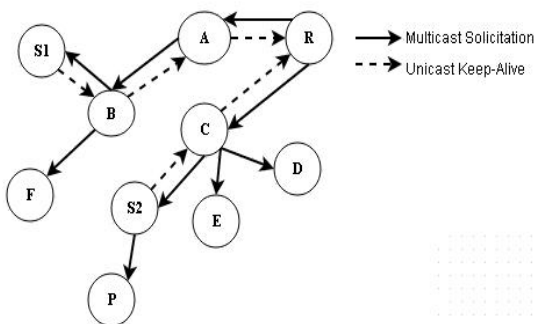


Fig 5: Source S1 and S2 respond to receiver R's Multicast Solicitation

This reply may take one of two forms. If the next scheduled network flood of an existing multicast data packet is to occur soon, *S* may choose to advance the time for this network flood and use it as the reply for the Multicast Solicitation from *R*. The other form that this reply may take is for *S* to send an ADMR keep-alive packet unicast to *R*, following the path taken by *R*'s Multicast Solicitation packet, as it traveled toward *S* as shown in figure 5.

6. PERFORMANCE METRICS

The most important of routing performance metrics are Packet delivery ratio, End to end delay and Control overhead.

6.1. Packet delivery Ratio (PDR):

This is the ratio of total number of packets successfully received by the destination nodes to the number of packets sent by the source nodes throughout the simulation.

$$PDR = \frac{\text{Number of received packets}}{\text{Number of sent packets}}$$

6.2. End to End Delay:

Delay is the time between when a message (CBR data packet) was sent and when it was received.

$$\text{Average end to end delay} = \sum(\text{Time}_{\text{received}} - \text{Time}_{\text{Sent}})$$

6.3. Control Over Head:

Control overhead is the ratio of the number of control bytes transmitted per data byte delivered.

$$\text{ControlOverhead} = \frac{\text{Number of control bytes transmitted}}{\text{Data byte delivered}}$$

7. SIMULATION RESULTS AND PERFORMANCE COMPARISON

We use the simulation model based on Ns2. In our Simulation the simulated traffic is Constant Bit Rate (CBR) traffic. For each simulation, we use 100 nodes, randomly placed over a square field whose length and width is 1000 meters. For the Manhattan model, nodes may only be placed on straight line. To generate multicast traffic, we use four multicast groups, each consisting of 6 receivers. Each multicast source uses a Constant Bit Rate (CBR) flow, transmitting a 100 byte packet every 250 milliseconds. Nodes communicate using IEEE 802.11 for the MAC protocol, with free space radio signal propagation. We run each simulation for 250 seconds and we average the results of 5 simulations for each data point.

8. PERFORMANCE BASED ON MOBILITY MODELS

In ODMRP and ADMR, three mobility models namely Random way point, Manhattan model and Random drunken model have been compared based on their performance metrics such as throughput, end to end delay and control overhead.

8.1. Packet Delivery Ratio

The packet delivery ratio is high in ADMR When compared to ODMRP in Random way point model (figure 6), Random drunken model (figure 7), Manhattan Model (figure 8).

8.1.1. PDR for Random Way Point Model

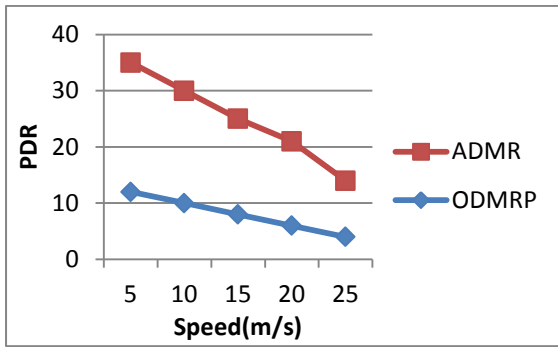


Fig 6: Random Way Point Model

8.1.2. PDR for Random Drunken Model

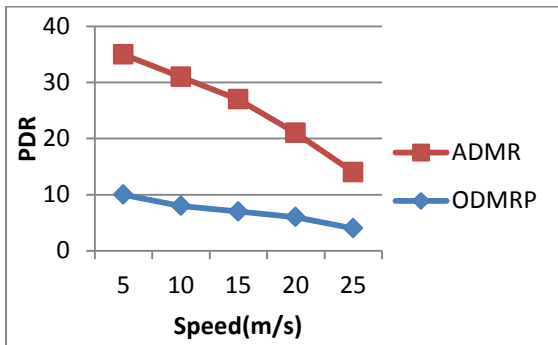


Fig 7: Random Drunken Model

8.1.3. PDR for Manhattan Model

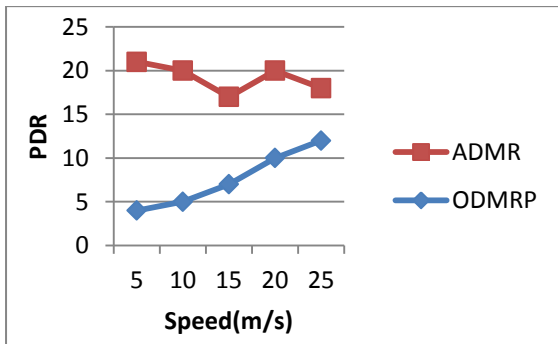


Fig 8: Manhattan Model

8.2. End To End Delay

The Delay is high in ADMR When compared to ODMRP in all the three mobility models (Figure 9, 10, 11). It is higher for Manhattan model and Random drunken model when compared with Random way point model.

8.2.1. Delay for Random Way Point Model

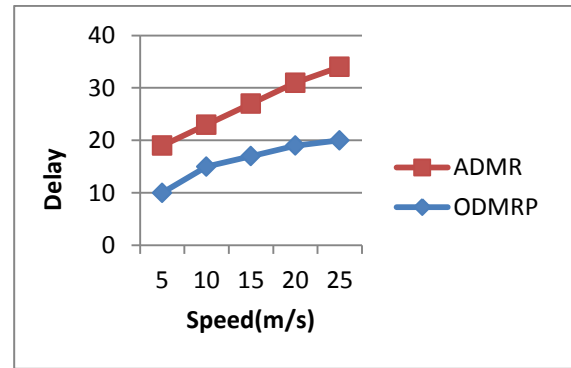


Fig 9: Random Way Point Model

8.2.2. Delay for Random Drunken Model

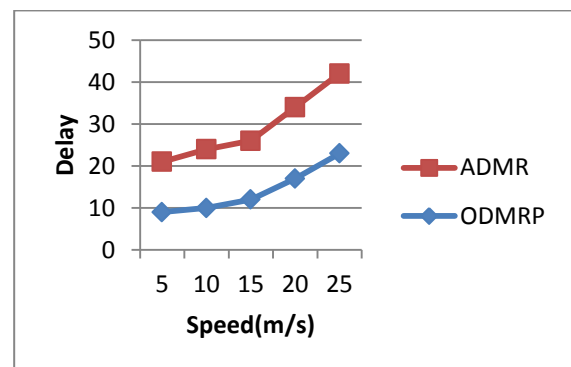


Fig 10: Random Drunken Model

8.2.3. Delay for Manhattan Model

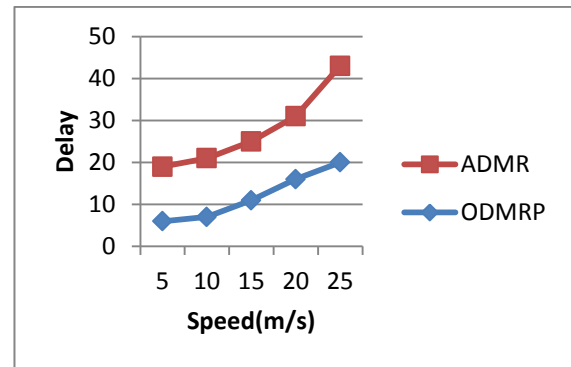


Fig 11: Manhattan Model

8.3. Control Overhead

The Control messages are high in ADMR when compared to ODMRP in all the three mobility models (Figure 12, 13, 14). Flooding has no control packets and remains relatively constant and does not increase with mobility.

8.3.1. Control Overhead for Random Way Point Model

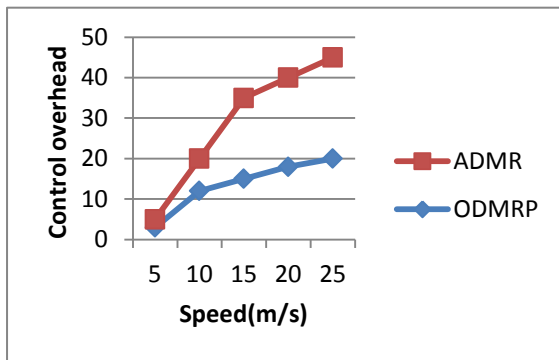


Fig 12: Random Way Point Model

8.3.2. Control Overhead For Random Drunken Model

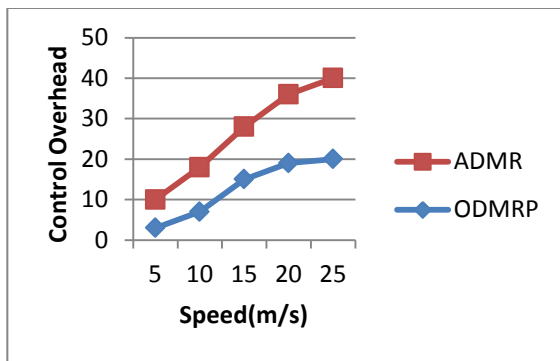


Fig 13: Random Drunken Model

8.3.3. Control Overhead For Manhattan Model

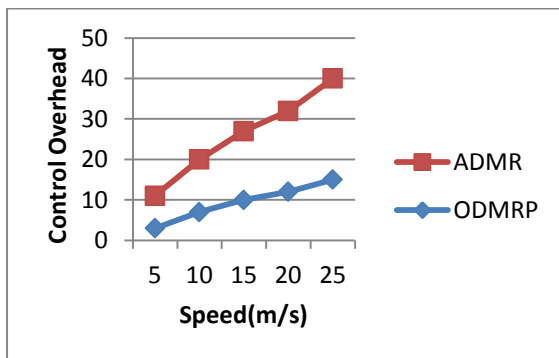


Fig 14: Manhattan Model

9. CONCLUSION

In this paper, ODMRP and ADMR protocols are analyzed using mobility models such as Random Way Point model, Manhattan model and Random drunken mobility model to measure the performance metrics such as throughput, delay and control overhead. The connectivity of the mobile nodes, route setup and repair time are the major factors that affect the performance. The simulation result shows that ADMR is able to maintain good throughput at high mobility as compared to

ODMRP. At low mobility, throughput is high in ODMRP. It is observed that delay and control overhead increases for ADMR as compared to ODMRP under different mobility models. Under Random way point model, ODMRP performs better compared with Manhattan, Random drunken mobility models. In Future these protocols can be compared with some other mobility models and their performance can be analyzed.

10. REFERENCES

- [1] B. Malarkodi, P. Gopal, B. Venkataramani, "Performance Evaluation of Ad hoc Networks with Different Multicast Routing Protocols and Mobility Models", International Conference on Advances in Recent Technologies in communication and Computing, pp.81-84, 2009.
- [2] Nurul I. Sarkar and Wilford G. Lol, "A study of manet routing protocols: Joint node density, packet length and mobility", in Computers and Communications (ISCC), 2010 IEEE Symposium on, June 2010, pp. 515–520.
- [3] Yudhvir Singh, Yogesh Chaba, Monika Jain, Prabha Rani, "Performance Evaluation of On-Demand Multicasting Routing Protocols in Mobile Ad hoc Networks", in mobile ad hoc networks.
- [4] J. Jetcheva and D. B. Johnson, "Adaptive Demand Driven Multicast Routing in Multi-Hop Wireless Ad Hoc Networks", In ACM MobiHoc, October 2001.
- [5] A. Madani, N. Moussa, "Self-Organized Behaviour Based Mobility Models for Ad Hoc Networks", Journal of Theoretical and applied Information Technology 2012.
- [6] Niclolas Cooper and Natarajan Meghanathan, "Impact of Mobility Models on Multi-path Routing in Mobile Ad hoc Networks", IJCNC Vol2, No1, 2010.
- [7] Geetha jayakumar, Gopinath Ganapathi, "Reference point group mobility and random way point models in performance evaluation of MANET routing protocols", Hindwi publication corporation, Journal of Computer systems, Networks, Communication Vol.2008 (2008), Article ID 860364.
- [8] Xu-Zhen, "Bandwidth-Satisfied Multi-path Multicast Routing in Wireless Mesh Network", ICCP 2010 Proceedings.
- [9] N. Aschenbruck, E. Gerhards-Padilla, P. Martini, "A Survey on mobility models for Performance analysis in Tactical Mobile networks," Journal of Telecommunication and Information Technology, Vol.2 pp.54- 61, 2008.
- [10] S. Lee, W. Su, J. Hsu, M. Gerla, and R. Bagrodia, "A Performance Comparison Study of Ad Hoc Wireless Multicast Protocols". In IEEE INFOCOM, 2000.
- [11] J.Kumar and R. Rajesh, "Performance analysis of manet routing protocols in different mobility models," IJCSNS International Journal of Computer Science and Network Security, vol. 9, no. 2, pp. 22–29, Feb.2009.
- [12] Narendra Singh Yadav and R.P. Yadav, "The Effects of Speed on the Performance of Routing Protocols in Mobile Ad-hoc Networks", Int. Journal of Electronics, Circuits and Systems, Vol. 1, No. 2, pp 79-84 (2009).