

An AHP-based Model for Selecting Complementary Products

Chaimae Lamaakchaoui
Laboratory of Mathematics and Applications
Faculty of Sciences and Technologies (FST), Tangier, Morocco

Abdellah Azmani
Laboratory of Computer Sciences, Computers and Telecommunications (LIST)
Faculty of Sciences and Technologies (FST), Tangier, Morocco

Mustapha El Jarroudi
Laboratory of Mathematics and Applications
Faculty of Sciences and Technologies (FST), Tangier, Morocco

ABSTRACT

The main purpose of recommender systems is to assist consumers find products and services they are interested in. When having already purchased one product, it is likely that the consumer may look for complementary products to the bought one. This paper proposes an Analytic Hierarchy Process (AHP) based model to help customers find the best complementary products. The selection of the best products is done according to certain criteria, which are evaluated and ranked in order to determine the criteria that drives one customer to cross sell.

General Terms

Complementary products selection, buying decision criteria

Keywords

Recommendation system; decision criteria; cross-sell; Analytic Hierarchy Process.

1. INTRODUCTION

During the last two decades, Internet has proven to be a successful channel for marketing goods and services since it has removed barriers of distance and turned the whole world into one small village [1]. Indeed, moving toward electronic commerce has forced companies to adopt new strategies that could not exist with the physical commerce[2]. Besides, it has helped them to target new markets and provide customers with more options. As a matter of fact, companies can today gather easily and more accurately a large amount of information about customers [3]. Unfortunately, information overload raises many problems. Firstly, choosing a product to purchase, an article to read or even a video to watch has become such a complicated task for customers, as there are many alternatives to check and compare before they can select the best ones [4]. Secondly, understanding customers' expectations and assigning to them appropriate suggestions are such big concerns for companies as there is a huge amount of available information on consumers that needs to be properly exploited so as to better understand them and ensure high satisfaction for them [5], [6]. One solution to these problems is the use of recommender systems (RS). Recommending to customers what they really need or want is a key success of a recommendation system. Thus, RSs are becoming a core tool for enhancing cross selling practices as they help focusing marketing efforts not on all the customers but only on those who are more likely to act [7].

Customers may find evaluating a set of complementary products in order to select the best ones is both time consuming and cognitively demanding. The present paper describes a model for complementary products selection. The selection is preceded by an evaluation of criteria that drive consumers to purchase complementary products to the one they already have. The proposed model uses the Analytic Hierarchy Process, which is a Multiple Criteria Decision Making method (MCDM).

This paper is organized as follows; the next section describes a literature review about recommender systems, cross selling and buying decision. The section that follows is dedicated to explain the implemented method (AHP) and also to discuss the model structure including the criteria evaluation process and the evaluation and selection of alternatives process.

2. LITERATURE REVIEW

2.1 Recommender systems

RSs are decision support systems that help marketers tailor products, services and content to a customer depending on his personal interests and preferences [8]. They have been used in different domains: tourism [9], e-learning [10], e-commerce [11]. In electronic commerce, many large e-commerce sites are implementing recommender systems to make personalized suggestions [12] for customers about products to purchase [13], movies to watch [14], music to listen to [15], news to read [16] and restaurants to visit [17]. In general, they collect information about customers' online behavior and feedback, and then provide suggestions based on their demographics, purchases history, features of items, preferences and tastes [17], [18].

2.2 Cross-selling

Cross-selling means two concepts: providing existing customers with additional products and services to the ones they already have [19] or with complementary products to the ones they have already purchased. Cross-selling has become a common marketing practice in many industries [20] since it helps create more value for both supplier and customers. Cross-selling help companies have stable business growth rates, which is achieved through a stronger customer ties, decreased customer churn rate and a sustainable competitive advantage. Studies have shown that adopting cross-selling strategies gives companies the opportunity to increase the revenue contribution from their existing customers [21]. In the other hand, it enhances customer retention since customer

switching costs increases with increased cross buying [21]. In [22], the authors showed that cross selling help increase customers profitability and lifetime value, which in turn, leads to higher share of wallet and higher revenues [23].

Many RS enhance cross selling by analyzing the history of the customers' activity in order to provide them with items they would be in need or they may want. Making decision about one complementary product/service to purchase can be influenced by many factors. Studying those factors and identifying the importance of one factor over another is basic in cross sell practices because it helps marketers identify what is the criterion or criteria that affect more the decision of buying a complementary product by one customer. In addition, they can recommend relevant complementary items according to the studied criteria, which in its turn led to increased customer profitability and satisfaction. In this research three criteria are being studied: product features, need and satisfaction.

2.3 Buying decision

Customer buying behavior has drawn attention of many researchers over the years [24]. In fact, understanding how consumers are influenced by what is on sale has been the purpose of many studies. To that end, different models have been established taking into account factors that influence customers buying decision [25].

Products and services selection is a problem that bothers both marketers and customers. Many researches have covered the filed. In [26], the authors assume that when choosing complementary products, a consumer is more likely to use a two-stage strategy. In the first stage, a category screening is done to form a set of complementary products choices, then, in the second stage, he/she can choose complementary products that have the highest utility from the choice set. [27] proposes an adapted model for product selection. The approach integrates cluster analysis (CA) and multi-criteria decision making (MCDM) techniques. It enables dealing with items selection when a large amount of alternatives has to be evaluated.

3. METHOD AND DATA

3.1 Analytic Hierarchy Process

The Analytic Hierarchy Process (AHP), introduced by Saaty (1977 and 1994) is a MCDM approach that can be used to deal with complex decision-making problems. It helps the decision maker answers questions of the form «How important is criterion A relative to criterion B?» [28]; by developing an implicit tradeoff in the course of structuring and analyzing a series of reciprocal pairwise comparison matrices [29]. Over the years, AHP has become one of the most widely used multiple criteria decision-making tools for researchers and decision makers [30] because of its simplicity and ease of use [31]. It has been widely used by decision makers in different fields such as resource allocation, Planning, Alternative selection, benchmarking, public policy decisions, healthcare, Optimization, conflict resolution and many more [32], [33].

Supplier evaluation and selection is an important field where AHP has been extensively used [34]. In [35] a model based on the AHP is proposed and it determines the best supplier for

purchasing computer and printers in General Directorate of Land Registry. The supplier selection is done according to 4 main criteria and 16 sub-criteria. [29] describes an AHP based model for the house selection process. The model allows buyers in the first place rank properties for possible purchases depending on their own preferences. Then they receive a set of houses weights with respect of each of the properties. In [30], the authors proposes an AHP based structure for identifying top strategies to implement by the State Securities Commission of Vietnam (SSC) so as to achieve a set of objectives. First pairwise comparison is applied to determine objectives and sub-objectives priority, and then strategies are evaluated according to the objectives. Marketing is also a field where AHP has been widely employed [36]. In general, it covers the following areas: generation and evaluation of marketing mix strategies [37], market modeling [38] and new product evaluation [39].

The methodology of the AHP can be summarized in the following steps:

The first step consists at developing a hierarchy by breaking the problem down into its components. The three major levels of the hierarchy are the goal, objectives, and alternatives [40].

The hierarchical structure is an efficient and intuitive way of dealing with complexity and identifying the relevant components of the problem. In that essence, AHP uses a hierarchy tree to hierarchically structure criteria and alternatives (Fig.1). The left end side of the hierarchy represents the goal to be achieved and the right end side represents the alternatives among which the best decision is to be made.

The second step is to determine the priorities of elements at each level. A set of comparison matrices of all elements in a level with respect to an element of the immediately higher level is constructed. The pair wise comparisons are given in terms of how much element A is more important than element B. The preferences are quantified using a nine – point scale that is shown in Table1.

The third step aims to calculate the relative weights of the decision elements by calculating the weighted rating for each alternative by combining the alternative scores with the criterion. Next, a generation of a set of ratings for the decision alternatives is carried out by aggregation of relative weights is done.

Table 1: Saaty's scale for pairwise comparison

Numerical value	Description
1	Equal importance
3	Slight importance of one over another
5	Moderate importance of one over another
7	Very strong importance
9	Extreme importance of one over another
2,4,6,8	Intermediate values between two adjacent values

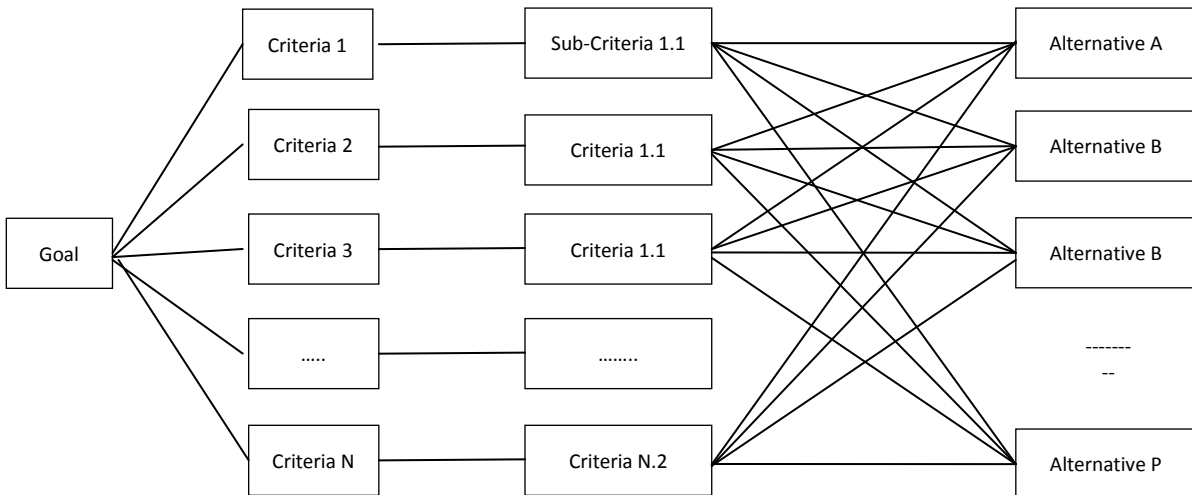


Fig 1: The hierarchical structure in AHP

3.2 Model structure

When a consumer has already purchased a product or service, he/she may want to buy complementary ones because of different reasons. Some reasons are related to the first purchased product itself, whereas others depend on the recommended complementary products. This research studies the factors that can influence the consumer's decision to cross sell. Three main criteria are taken into consideration: Product features, Satisfaction and Need. The hierarchical structure of the problem is shown in Fig. 2.

The main criteria and sub-criteria are explained below:

- *Product features:* The customer's decision of buying a complementary product is deeply influenced by the features of the recommended complementary product, such as price, brand and classification.
 - *Price:* refers to the price of the recommended complementary product. It is considered an important influencer in customers' buying decisions.
 - *Brand:* the brand to which belongs the recommended complementary product. The first

product and its complementarities can have similar or different brands.

- *Classification:* it refers to the classification of the complementary product. When both the first product and the recommended complementary products belong to the same classification, it indicates the sub-classification of the complementary product.
- *Satisfaction:* satisfaction is an important factor since it influences the customer's next purchase decisions. In some cases, it is explicitly expressed by product rankings given by the consumer himself. Most recommender systems use a 1-5 rating scale to rate products. But in other cases, satisfaction is implicitly derived through the customer's behavior and his online activities.
- *Need:* need is a factor that drives the customer buying decision. A purchase cannot take place without the recognition of a need. It is crucial to predict a customer's needs in complementary products by analyzing his/her past purchases and online behavior.

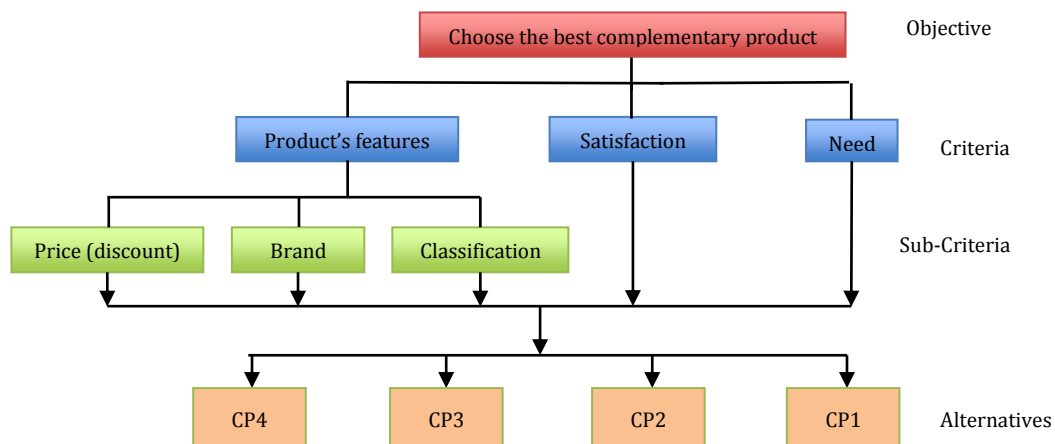


FIG 2: HIERARCHICAL STRUCTURE OF BUYING A COMPLEMENTARY PRODUCT

3.3 The evaluation process

After having established the hierarchical structure of the problem, pairwise comparisons are carried out for all the factors in the hierarchy. One reason for filling out an entire matrix is to improve the validity of the judgments in the real world. Then, a calculation of the relative weights of the factors is made. Using pairwise comparisons, the relative importance of one criterion over another can be expressed. Table 2 and Table 3 show respectively the comparison between the main criteria and between criteria of Product features.

Table 2: Pairwise comparison table of the Product features criteria

Product features	Price	Brand	Classification
Price	1	3	5
Brand	1/3	1	3
Classification	1/5	1/3	1

Table 3: Pairwise comparison table of the main criteria

Choose complementary products	Product features	Satisfaction	Need
Product features	1	1/5	1/3
Satisfaction	5	1	3
Need	3	1/3	1

In order to check the consistency of the judgments and make sure that the original preference ratings are consistent, the consistency ratio CR is to be calculated. CR is a comparison between Consistency Index (CI) and Random Consistency Index (RI) or in formula: $CR = CI / RI$

The Consistency Index (CI) is calculated by the formula: $CI = \frac{\lambda_{max} - n}{n - 1}$ Where $\lambda_{max} - n$ is the value corresponding to the proper maximum pairwise comparisons matrix and n is the number of elements compared. The Random Consistency Index was given by Saaty depending on the number of items being compared in the matrix. More CI, the greater the user's judgments are inconsistent and vice versa. If the value of CR is smaller or equal to 10%, the inconsistency is acceptable. If the CR is greater than 10%, subjective judgments are to be revised.

In the proposed model, the calculated CR for both the product features criterion and the main criteria is 4%, which means that the judgments in the model are consistent.

Next, priorities of the criteria are calculated using the pairwise comparisons in the judgment matrices. Table 4 describes the priority of each criterion along the other criteria. Fig 3 shows the ranking of the alternatives based on the calculated weights.

In the first step Alternatives data are collected from an e-commerce website. Four complementary products alternatives are to be evaluated. Evaluation has been carried out by comparing the alternatives with respect to each decision criteria. Table 5 shows the resulting weights of the compared alternatives.

The obtained results show that satisfaction is the most important criterion that drives one consumer to buy complementary products followed by the need, and then comes the product features. This means that if one customer is firstly satisfied by the product he/she already has, then, driven by his need he will check the recommended complementary products by comparing their features. The evaluation of alternatives show that among the studied complementary products, CP3 is the best according to the product features, satisfaction and need criteria. The last preferred complementary product is CP1.

Table 4: Priorities of the main criteria

Choose complementary products	Priority	Rank
Satisfaction	0.637	1
Need	0.2583	2
Product features	0.1047	3

Table 5: Alternatives evaluation

Alternatives	Weights
CP1	0.095
CP2	0.201
CP3	0.517
CP4	0.187

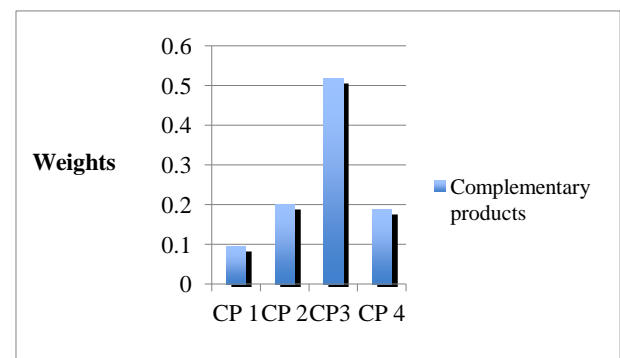


Fig 3: Ranking of the alternatives

4. CONCLUSION

The Analytic Hierarchy Process is a powerful tool when it comes to making consistent and formalized decisions that are based on multiple quantitative and qualitative criteria. The selection of one product/service to purchase depends on different factors that customers rely on in their buying decision. This paper showed a model that can be used by recommender systems, which helps selecting the best complementary products to recommend to consumers. The selection process includes two steps. The first step consist of evaluating factors that drive customers to buy complementary products, while in the second step a set of complementary products are compared and ranked according to the criteria studied in the first step. Future works will focus on studying other important criteria that drive the customers decision of choosing among different complementary product alternatives.

5. REFERENCES

- [1] G. J. Avlonitis and D. A. Karayanni, "The Impact of Internet Use on Business-to-Business Marketing: Examples from American and European Companies," *Ind. Mark. Manag.*, vol. 29, no. 5, pp. 441–459, Sep. 2000.
- [2] J. B. Schafer, J. A. Konstan, and J. Riedl, "E-Commerce Recommendation Applications," *Data Min Knowl Discov*, vol. 5, no. 1–2, pp. 115–153, Jan. 2001.
- [3] Ronald D. Michman, Edward M. Mazze, and Alan J. Greco, *Lifestyle Marketing: Reaching the New American Consumer*. 2003.
- [4] M. Dabrowski and T. Acton, "The performance of recommender systems in online shopping: A user-centric study," *Expert Syst. Appl.*, vol. 40, no. 14, pp. 5551–5562, Oct. 2013.
- [5] Z. Huang, W. Chung, and H. Chen, "A Graph Model for E-Commerce Recommender Systems," *J. Am. Soc. Inf. Sci. Technol.*, vol. 55, pp. 259–274, 2004.
- [6] J. W. Kim, B. H. Lee, M. J. Shaw, H.-L. Chang, and M. Nelson, "Application of Decision-Tree Induction Techniques to Personalized Advertisements on Internet Storefronts," *Int J Electron Commer.*, vol. 5, no. 3, pp. 45–62, Mar. 2001.
- [7] V. Kumar, M. George, and J. Pancras, "Cross-buying in retailing: Drivers and consequences," *J. Retail.*, vol. 84, no. 1, pp. 15–27, Apr. 2008.
- [8] T.-P. Liang, H.-J. Lai, and Y.-C. Ku, "Personalized Content Recommendation and User Satisfaction: Theoretical Synthesis and Empirical Findings," *J. Manag. Inf. Syst.*, vol. 23, no. 3, pp. 45–70, Jan. 2007.
- [9] J. Borràs, A. Moreno, and A. Valls, "Intelligent tourism recommender systems: A survey," *Expert Syst. Appl.*, vol. 41, no. 16, pp. 7370–7389, Nov. 2014.
- [10] N. Thai-Nghe, L. Drumond, A. Krohn-Grimberghe, and L. Schmidt-Thieme, "Recommender system for predicting student performance," *Procedia Comput. Sci.*, vol. 1, no. 2, pp. 2811–2819, 2010.
- [11] Chih-Ping Wei, Michael J. Shaw, and Robert F. Easley, "A survey of recommendation systems in electronic commerce," Nov. 2001.
- [12] P. Melville and V. Sindhvani, "Recommender Systems," in *Encyclopedia of Machine Learning*, C. Sammut and G. I. Webb, Eds. Springer US, 2010, pp. 829–838.
- [13] J. B. Schafer, J. Konstan, and J. Riedl, "Recommender Systems in e-Commerce," in *Proceedings of the 1st ACM Conference on Electronic Commerce*, New York, NY, USA, 1999, pp. 158–166.
- [14] W. Carrer-Neto, M. L. Hernández-Alcaraz, R. Valencia-García, and F. García-Sánchez, "Social knowledge-based recommender system. Application to the movies domain," *Expert Syst. Appl.*, vol. 39, no. 12, pp. 10990–11000, Sep. 2012.
- [15] S. K. Lee, Y. H. Cho, and S. H. Kim, "Collaborative filtering with ordinal scale-based implicit ratings for mobile music recommendations," *Inf. Sci.*, vol. 180, no. 11, pp. 2142–2155, Jun. 2010.
- [16] M. Claypool, A. Gokhale, T. Miranda, P. Murnikov, D. Netes, and M. Sartin, *Combining Content-Based and Collaborative Filters in an Online Newspaper*. 1999.
- [17] R. T. Rust and P. K. Kannan, *E-Service: New Directions in Theory and Practice*. M.E. Sharpe, 2002.
- [18] J. Buder and C. Schwind, "Learning with personalized recommender systems: A psychological view," *Comput. Hum. Behav.*, vol. 28, no. 1, pp. 207–216, Jan. 2012.
- [19] Paul Valentin Ngobo, "Drivers of customers' cross- buying intentions," *Eur. J. Mark.*, vol. 38, no. 9/10, pp. 1129–1157, Sep. 2004.
- [20] Oliver Malms, "Realizing Cross-Selling Potential in Business-to-Business Markets by Oliver Malms," University of St.Gallen, School of Management, Economics, Law, Social Sciences and International Affairs, 2012.
- [21] V. Kumar, M. George, and J. Pancras, "Cross-buying in retailing: Drivers and consequences," *J. Retail.*, vol. 84, no. 1, pp. 15–27, Apr. 2008.
- [22] W. J. Reinartz and V. Kumar, "The Impact of Customer Relationship Characteristics on Profitable Lifetime Duration," *J. Mark.*, vol. 67, no. 1, pp. 77–99, Jan. 2003.
- [23] S. Netessine, S. Savin, and W. Xiao, "Revenue Management Through Dynamic Cross Selling in E-Commerce Retailing," *Oper Res*, vol. 54, no. 5, pp. 893–913, Sep. 2006.
- [24] H. Baumgartner and J.-B. E. M. Steenkamp, "Exploratory consumer buying behavior: Conceptualization and measurement," *Int. J. Res. Mark.*, vol. 13, no. 2, pp. 121–137, Apr. 1996.
- [25] S. Patel and A. Schlijper, "Models of consumer behaviour," 49th Eur. Study Group Ind., vol. 29, 2004.
- [26] A. Aribarg and N. Z. Foutz, "Category-Based Screening in Choice of Complementary Products," *J. Mark. Res.*, vol. 46, no. 4, pp. 518–530, Aug. 2009.
- [27] E. Bottani and A. Rizzi, "An adapted multi-criteria approach to suppliers and products selection—An application oriented to lead-time reduction," *Int. J. Prod. Econ.*, vol. 111, no. 2, pp. 763–781, Feb. 2008.
- [28] Nadja Kasperczyk and Karlheinz Knickel, "The Analytic Hierarchy Process (AHP)," pp. 1–6.
- [29] J. Ball and V. C. Srinivasan, "Using the Analytic Hierarchy Process in house selection," *J. Real Estate Finance Econ.*, vol. 9, no. 1, pp. 69–85, Jul. 1994.
- [30] H. L. Nguyen, C.-M. Fong, and C.-T. Ho, "Using Analytical Hierarchy Process in Decision Analysis - The Case of Vietnam State Securities Commission," *iBusiness*, vol. 02, no. 02, pp. 139–144, 2010.

- [31] R. W. Saaty, "The analytic hierarchy process—what it is and how it is used," *Math. Model.*, vol. 9, no. 3–5, pp. 161–176, 1987.
- [32] O. S. Vaidya and S. Kumar, "Analytic hierarchy process: An overview of applications," *Eur. J. Oper. Res.*, vol. 169, no. 1, pp. 1–29, Feb. 2006.
- [33] R. Roy, Ed., *Strategic Decision Making*. London: Springer London, 2004.
- [34] W. Ho, X. Xu, and P. K. Dey, "Multi-criteria decision making approaches for supplier evaluation and selection: A literature review," *Eur. J. Oper. Res.*, vol. 202, no. 1, pp. 16–24, Apr. 2010.
- [35] Betül Özkan, Hüseyin Başlıgil, and Nergis Şahin, "Supplier Selection Using Analytic Hierarchy Process: An Application From Turkey," presented at the The World Congress on Engineering, 2011.
- [36] Y. Wind and T. L. Saaty, "Marketing Applications of the Analytic Hierarchy Process," *Manag. Sci.*, vol. 26, no. 7, pp. 641–658, Jul. 1980.
- [37] E. Dunn, E. F. D. and J. (Yoram) Wind, and J. Wind, *Analytic Hierarchy Process for Generation and Evaluation of Marketing Mix Strategies*. Marketing Classics Press, 2011.
- [38] R. G. Schwartz and S. S. Oren, "Using analytic hierarchies for consumer research and market modeling," *Math. Comput. Model.*, vol. 11, pp. 266–271, 1988.
- [39] E. Battistoni, A. Fronzetti, L. Scarabotti, and M. M., "Analytic Hierarchy Process for New Product Development," *Int. J. Eng. Bus. Manag.*, p. 1, 2013.
- [40] Edit Adamcsek, "The Analytic Hierarchy Process and its Generalizations," Eotvos Lorand University, 2008.