

Improved Preamble-Aided Timing Estimation for OFDM Systems

S. R. Jalandhara

Department of Teacher Training Centre (TTC) and
LRDC,
Board of Technical Education, Jodhpur, Rajasthan

Surendra Bohra

SLBS Engineering College, Jodhpur, Rajasthan

ABSTRACT

An improved method for estimating the frame/symbol timing offset in preamble-aided OFDM systems is presented. It uses a conventional preamble structure and combines autocorrelation techniques with restricted crosscorrelation to achieve a near-ideal timing performance without significant increase in complexity. Computer simulations show that the method is robust in both AWGN and fading multipath channels, achieving better performance than the existing methods.

Keywords: Autocorrelation, cross-correlation, OFDM, preamble, timing synchronization

1. INTRODUCTION

Orthogonal Frequency Division Multiplexing (OFDM) is a popular scheme for fixed and wireless broadband applications due to its robustness against Frequency-selectivity in the channel [1]. However, OFDM systems are very sensitive to carrier frequency errors and quite sensitive to timing errors [1]. Consequently, many techniques have been proposed in the past for estimation of these parameters. In this letter, we focus on preamble-aided methods since they give a more robust estimation performance in both continuous and burst applications [2]. Schmidl [2] proposed using the autocorrelation of training symbol with two identical parts to estimate timing and fractional frequency offset. An additional training symbol is then used along with the first to determine the integer frequency offset. However, Schmidl's timing metric has an uncertainty plateau and the method can yield timing estimates which are well beyond the ISI-free region, thus leading to degradation in BER performance [1]. Other autocorrelation methods have been proposed using different uniquely-designed preamble patterns to obtain sharper timing metrics and improve the timing accuracy. However, they are not robust in fading and strong- ISI channels as will be shown in our simulation results. Therefore, a new method is presented in order to achieve near ideal accuracy (i.e. timing MSE approaching zero) without significant increase in complexity.

2. OFDM SIGNAL DESCRIPTION

The baseband signal samples at the OFDM transmitter output are given by:

$$x(k) = \frac{1}{\sqrt{N}} \sum_{n=0}^{N_{use}-1} X(n) e^{j2\pi kn/N}; \quad k = 0, 1, \dots, N-1 \quad (1)$$

Where N is the total number of subcarriers of which N_{use} are used, $X(n)$ represents the data modulated on the n th subcarrier while $x(k)$ represents the symbol samples after IFFT processing. Each transmitted OFDM symbol is usually preceded by a guard interval or cyclic prefix of length G in order to eliminate

intersymbol interference (ISI) arising from the wideband channel.

Assuming sampling precision, the complex-valued samples of the received signal can be represented as:

$$r(k) = \sum_{m=0}^{L-1} h(m) x(k - \epsilon - m) e^{j2\pi \Delta f k/N} + w(k) \quad (2)$$

where ϵ is the integer timing offset in samples and Δf is the carrier frequency offset normalized to the subcarrier spacing. $w(k)$ represents the zero-mean complex additive white Gaussian noise (AWGN) and $h(m)$ is the impulse response of the frequency-selective (ISI) channel whose memory order is $L-1$.

3. PROPOSED METHOD

The proposed method is multi-stage, wherein a simple autocorrelation technique and a novel restricted cross-correlation technique are combined to achieve enhanced estimation performance. A preamble with two identical parts in time-domain (e.g. Schmidl's training symbol $SSch$ [2]) is chosen since it provides for low-complexity coarse timing, reliable ML fractional frequency estimation [2] and a wide range integer frequency estimation [6] which is not achievable by the preamble structures of [3]-[5].

$$SSch = [A_{N/2} \quad A_{N/2}] \quad (3)$$

where $A_{N/2}$ is a random sequence of length $N/2$, generated as specified in [2]. This preamble structure also conforms to the WiFi and WiMAX standards, wherein only the 2 long identical patterns are used in the proposed method while the preceding short patterns are excluded via the autocorrelation stage which can differentiate between the short and long patterns. The coarse timing estimate is derived as follows:

$$PSch(d) = \sum_{k=0}^{N/2-1} r^*(d+k) r(d+k+N/2) \quad (4)$$

$$M_c(d) = \frac{1}{G+1} \sum_{k=0}^G |PSch(d-k)|^2 \quad (5)$$

$$\hat{d}_c = \underset{d}{\operatorname{argmax}} \{M_c(d)\} \quad (6)$$

where Schmidl's autocorrelation ($PSch$) is integrated in (5) over the length of the cyclic prefix in order to eliminate its uncertainty plateau and achieve a coarse timing metric M_c whose peak indicates the coarse timing estimate \hat{d}_c . \hat{d}_c is subsequently used for frequency offset estimation (pre-FFT and post-FFT) via existing techniques such as Schmidl's or Kim's method which are known to give reliable frequency estimates even with a

coarse timing [2],[6]. The total frequency offset is then corrected in the stored received samples, after which cross-correlation is performed. In an ISI channel, coherent cross-correlation between a frequency corrected received preamble and its purely random transmitted version will yield a set of very sharp peaks (impulses) which indicate all the arriving paths from the channel [7],[8]. For a preamble having two identical parts, the coherent crosscorrelation will yield three distinct sets of impulses. Fig. 1 shows an example cross-correlation of the preamble $SSch$ under no channel distortion, wherein there is a major peak in the middle corresponding to a full-symbol pattern match and two minor peaks at half a symbol away corresponding to a half-symbol pattern match. The minor peaks which are due to the symmetric structure in (4) constitute a major hindrance to using such preamble for cross-correlation timing in a fading and/or noisy channel. This problem is solved using a novel approach as follows:

The minor cross-correlation peaks occur at a half-symbol timing error and the autocorrelation metric is significantly low at such region [2] as illustrated in Fig. 1. Therefore, the autocorrelation can be used to filter the unwanted minor peaks. One way to achieve this is to simply multiply both metrics together. This multiplication can be restricted to a timing window of one symbol length N , symmetric around the coarse timing estimate \hat{d}_c as shown in (7)-(9), in order to reduce computational complexity. The filtering helps to determine the major peak which corresponds to the strongest arriving path. A restricted timing adjustment window is also proposed for the chosen preamble in ISI channels, based on the relative location of the minor and major cross-correlation peaks and the expected channel delay spread, in order to track the cross-correlation peak that corresponds to the first arriving channel path with high efficiency as shown in (10)-(11). The restricted cross-correlation stage is summarized as follows:

$$P_x(d) = \sum_{k=0}^{N-1} r_{corT}(d+k) S_{Sch}^*(k);$$

$$d \in \{\hat{d}_c - N/2, \hat{d}_c + N/2\} \quad (7)$$

$$M_{opt}(d) = |P_x(d)|^2 \cdot M_c(d);$$

$$d \in \{\hat{d}_c - N/2, \hat{d}_c + N/2\} \quad (8)$$

$$\hat{d}_{opt} = \underset{d}{\operatorname{argmax}} \{M_{opt}(d)\};$$

$$d \in \{\hat{d}_c - N/2, \hat{d}_c + N/2\} \quad (9)$$

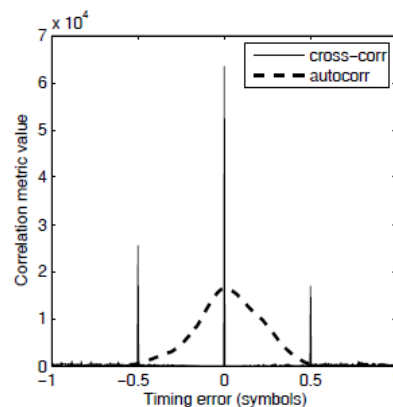


Fig. 1. Autocorrelation and cross-correlation metrics for the proposed method under no channel distortion; $N=256, G=16$.

$$\hat{d}_{FFT} = \underset{d}{\operatorname{argfirst}} \{|P_x(d)| > T_{th}\};$$

$$d \in \{\hat{d}_{opt} - \lambda, \hat{d}_{opt}\} \quad (10)$$

$$T_{th} = \sqrt{-(4/\pi) \ln(P_{FA})} \cdot (\operatorname{mean} \{|P_x(d)|\});$$

$$d \in \{\hat{d}_{opt} - N/2 + \lambda + 1, \hat{d}_{opt} - \lambda - 1\} \quad (11)$$

where r_{corT} is the total-frequency corrected signal, $P_x(d)$ is the restricted cross-correlation, $M_{opt}(d)$ is the filtered timing metric and d is chosen in (7-9) to ensure that all relevant timing points that could be the ideal timing are tracked. d is chosen in (10) such as to track the first arriving path (\hat{d}_{FFT}) which may not always be the strongest arriving path (\hat{d}_{opt}), wherein all channel paths are expected to be received within $\lambda + 1$ samples: $(L - 1 \leq \lambda \leq G)$. In (11), d is chosen such as to exclude major and minor peaks and their multipath, in order to calculate a threshold T_{th} using the mean correlation of neutral timing points. The first arriving channel path (or any other one) is expected to have a correlation which is greater than this threshold. The approach is inherited from [7] based on the central limit theorem and the Rayleigh CDF, with PFA being the probability of false alarm. Deriving from extensive simulations, PFA is chosen as 10⁻⁶ similar to [7]. The threshold T_{th} is used to detect the ideal timing \hat{d}_{FFT} .

4. COMPUTER SIMULATIONS

Computer simulations were performed to verify the performance of the proposed method in comparison to the existing methods. QPSK sub-carrier modulation is used with a normalized frequency offset $\Delta f = 0.1$. In Fig. 2, an FFT size: $N=64$, cyclic prefix length: $G=16$ and ISI parameter: $\lambda=0$ is used in an AWGN channel, whereas in Fig. 3, a WiMAX test case of $N=256, G=16$ and $\lambda=16$ is used in an ISI channel consisting of $L=8$ paths with path delays of $\tau_i = 0, 1, \dots, L-1$ samples.

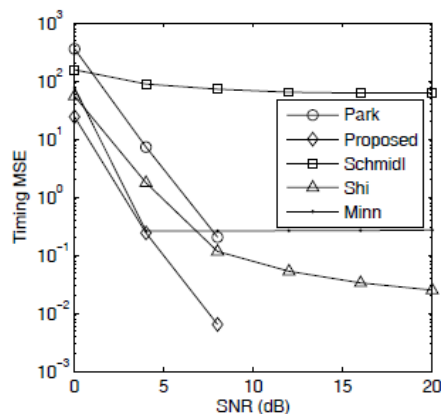


Fig. 2. MSE of estimators in an AWGN channel; $N=64$, $G=16$.

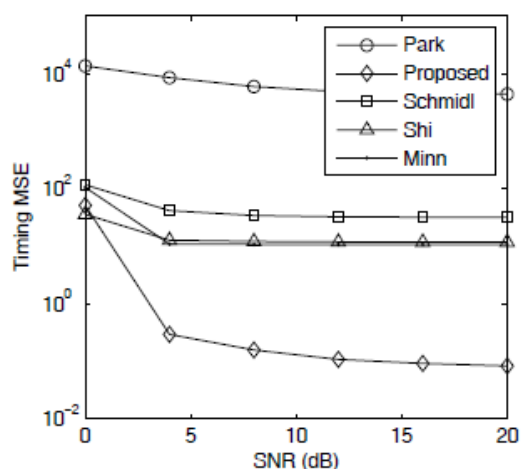


Fig. 3. MSE of estimators in a Rayleigh fading ISI channel;
 $N=256$, $G=16$.

and an exponential power delay profile having average power of $e^{-\tau_i/L}$ as used in [1], wherein each path undergoes independent Rayleigh fading. A training symbol with sixteen segments as specified in [4] is used with Minn's method. Fig. 2 and Fig. 3 show that the proposed method achieves a superior performance to the existing methods in both AWGN and Rayleigh fading ISI channels in terms of timing meansquare-error (MSE). Although Minn and Shi use a significant increase in computations to achieve an improvement over Schmidl's method, their timing estimates still tend to be biased towards the

strongest arriving path and extrinsic timing adjustment is consequently required.

5. CONCLUSIONS

In this paper, we have presented an improved method for timing estimation in OFDM systems, based on restricted cross-correlation and timing adjustment. Results show that its performance is significantly better than the existing methods in both AWGN and fading ISI channels. Furthermore, its preamble structure is compatible with current wireless networking.

6. REFERENCES

- [1] M. Morelli, C.-C.J. Kuo, and M.-O. Pun, "Synchronization techniques for orthogonal frequency division multiple access (OFDMA): a tutorial review," Proc. IEEE, vol. 95, no. 7, pp. 1394-1427, July 2007.
- [2] T. Schmidl and D. C. Cox, "Robust frequency and timing synchronization for OFDM," IEEE Trans. Commun., vol. 45, no. 12, p. 1613-1621, Dec. 1997.
- [3] B. Park, H. Cheon, C. Kang, and D. Hong, "A novel timing estimation method for OFDM systems," IEEE Commun. Lett., vol. 7, no. 5, pp. 239-241, May 2003.
- [4] H. Minn, V. K. Bhargava, and K. B. Letaief, "A robust timing and frequency synchronization for OFDM systems," IEEE Trans. Wireless Commun., vol. 2, no. 4, pp. 822-839, July 2003.
- [5] K. Shi and E. Serpedin, "Coarse frame and carrier synchronization of OFDM systems: a new metric and comparison," IEEE Trans. Wireless Commun., vol. 3, no. 4, pp. 1271-1284, July 2004.
- [6] Y. H. Kim, I. Song, S. Yoon, and S. Park, "An efficient frequency offset estimator for OFDM systems and its performance characteristics," IEEE Trans. Veh. Technol., vol. 50, no. 5, pp. 1307-1312, Sept. 2001.
- [7] C. Kasparis and B. G. Evans, "A cross-correlation approach for improved timing estimation in OFDM broadcasting systems," in Proc. 24th AIAA Intl. Commun. Satell. Sys. Conf. (ICSSC), pp. 1039-1048, June 2006.
- [8] A. Fort et al., "A performance and complexity comparison of autocorrelation and cross-correlation for OFDM burst synchronization," in Proc. IEEE Intl. Conf. Acoustics Speech Signal Process., vol. 2, pp. 341- 344, Apr. 2003.